

**Format of holding of specified securities**

**Annexure - I**

- 1 **Name of Listed Entity : OCTAL CREDIT CAPITAL LTD.**
- 2 Scrip Code/Name of Scrip/Class of Security :
- 3 Share Holding Pattern Filed under: Reg. 31(1) ( b ) : **Quarter Ended 31/03/2023**
- 4 Declaration:

	<b>Particulars</b>	<b>Yes</b>	<b>No</b>
1	Whether the Listed Entity has issued any partly paid up shares		NO
2	Whether the Listed Entity has issued any Convertible Securities or Warrants?		NO
3	Whether the Listed Entity has any shares against which depository receipt are issued?		NO
4	Whether the Listed Entity has any shares in locked-in?		NO
5	Whether any shares held by promoters are pledge or otherwise encumbered?		NO

- 5 The tabular format for disclosure of holding of specified securities is as follows:-



**Table I - Summary Statement holding of specified securities**

Category (I)	Category of shareholder (II)	Nos. of shareholders (III)	No. of fully paid-up equity shares held (IV)	No. of partly paid-up equity shares held (V)	No. of shares underlying Depository Receipt (VI)	Total nos. shares held (VII) = (IV)+(V)+(VI)	Shareholding as a % of total no. of shares (calculated as per SCRR, 1957) (VIII) As a % of (A+B+C2)	Number of Voting Rights held in each class of securities (IX)			No. of Shares Underlying convertible securities (including Warrants) (X)	Shareholding as a % assuming full conversion of convertible securities (as a percentage of diluted share capital) (XI)=(VII)+(X) as a % of (A+B+C)	Number of Locked in shares (XII)		Number of Shares pledged or otherwise encumbered (XIII)		Number of equity shares held in dematerialized form (XIV)
								Class eg:x	Class eg:y	Total			No. (a)	As a % of total Shares held (b)	No. (a)	As a % of total Shares held (b)	
(A)	Promoter & Promoter Group	16	1342100	0	0	1342100	26.837	1342100	0	1342100	26.837	0	0.000	0	0.000	1342100	
(B)	Public	1526	3658800	0	0	3658800	73.163	3658800	0	3658800	73.163	0	0.000	0	0.000	3518175	
(C)	Non Promoter - Non Public																
(C1)	Shares underlying DRs																
(C2)	Shares held by Employee Trusts																
	<b>TOTAL</b>	<b>1542</b>	<b>5000900</b>	<b>0</b>		<b>5000900</b>	<b>100.000</b>	<b>5000900</b>	<b>0</b>	<b>5000900</b>	<b>100.000</b>	<b>0</b>	<b>0.000</b>	<b>0</b>	<b>0.000</b>	<b>4860275</b>	



**Table II - Statement showing shareholding pattern of the Promoter and Promoter Group**

Category & Name of shareholders (I)	Entity type i.e. promoter OR promoter group entity (except promoter)	Nos. of shareholders (III)	No. of fully paid-up equity shares held (IV)	No. of partly paid-up equity shares held (V)	Nos. of shares underlying Depository Receipt (VI)	Total nos. shares held (VII) = (IV)+(V)+(VI)	Shareholding % calculated as per SCRR, 1957 As a % of (A+B+C2) (VIII)	Number of Voting Rights held in each class of securities (IX)			No. of Shares Underlying Outstanding convertible securities (Including Warrants) (X)	Shareholding as a % assuming full conversion of convertible securities (as a percentage of diluted share capital) (XI) = (VII)+(X) as a % of (A+B+C)	Number of Locked in shares (XII)		Number of Shares pledged or otherwise encumbered (XIII)		Number of equity shares held in dematerialized form (XIV)	
								No. of Voting Rights					As a % of total Shares held (b)	No. (a)	As a % of total Shares held (b)	No. (a)		As a % of total Shares held (b)
								Class x	Class y	Total								
(1) Indian		0	0	0	0	0	0.000	0	0	0.000	0	0.000	0	0.000	0	0		
(a) Individuals/Hindu undivided Family		13	402300	0	0	402300	8.045	402300	0	8.045	0	0.000	0	0.000	0	402300		
ARUNA PATNI	PROMOTER	0	20000	0	0	20000	0.400	20000	0	0.400	0	0.000	0	0.000	0	20000		
BIMAL KUMAR PATNI	PROMOTER	0	10000	0	0	10000	0.200	10000	0	0.200	0	0.000	0	0.000	0	10000		
BIMALA DEVI JAIN	PROMOTER	0	10000	0	0	10000	0.200	10000	0	0.200	0	0.000	0	0.000	0	10000		
DHANRAJ PATNI	PROMOTER	0	70000	0	0	70000	1.400	70000	0	1.400	0	0.000	0	0.000	0	70000		
DILIP KUMAR PATNI	PROMOTER	0	16000	0	0	16000	0.320	16000	0	0.320	0	0.000	0	0.000	0	16000		
KAMAL NAYAN JAIN	PROMOTER	0	11000	0	0	11000	0.220	11000	0	0.220	0	0.000	0	0.000	0	11000		
MAHENDRA KUMAR PATNI	PROMOTER	0	45300	0	0	45300	0.906	45300	0	0.906	0	0.000	0	0.000	0	45300		
MEENA DEVI JAIN	PROMOTER	0	10000	0	0	10000	0.200	10000	0	0.200	0	0.000	0	0.000	0	10000		
NEELAM JAIN	PROMOTER	0	10000	0	0	10000	0.200	10000	0	0.200	0	0.000	0	0.000	0	10000		
SANDEEP JAIN (PATNI)	PROMOTER	0	10000	0	0	10000	0.200	10000	0	0.200	0	0.000	0	0.000	0	10000		
SHREE CHAND	PROMOTER	0	40000	0	0	40000	0.800	40000	0	0.800	0	0.000	0	0.000	0	40000		
SARAOGI	PROMOTER	0	140000	0	0	140000	2.799	140000	0	2.799	0	0.000	0	0.000	0	140000		
SRISHTI PATNI	PROMOTER	0	10000	0	0	10000	0.200	10000	0	0.200	0	0.000	0	0.000	0	10000		
VUJAY KUMAR PATNI	PROMOTER	0	10000	0	0	10000	0.200	10000	0	0.200	0	0.000	0	0.000	0	10000		
Central Government/State Government(s)		0	0	0	0	0	0.000	0	0	0.000	0	0.000	0	0.000	0	0		
Financial Institutions/Banks		0	0	0	0	0	0.000	0	0	0.000	0	0.000	0	0.000	0	0		



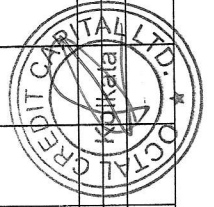
**Table II - Statement showing shareholding pattern of the Promoter and Promoter Group**

Category & Name of shareholders (I)	Entity type i.e. promoter OR promoter group entity (except promoter)	Nos. of shareholders (III)	No. of fully paid-up equity shares held (IV)	No. of partly paid-up equity shares held (V)	Nos. of shares underlying Depository Receipt (VI)	Total nos. shares held (VII) = (IV)+(V)+(VI)	Shareholding % calculated as per SCRR, 1957 As a % of (A+B+C2) (VIII)	Number of Voting Rights held in each class of securities (IX)			No. of Shares Underlying Outstanding convertible securities (Including Warrants) (X)	Shareholding as a % assuming full conversion of convertible securities (as a percentage of diluted share capital) (XI) = (VII)+(X) as a % of (A+B+C)	Number of Locked in shares (XII)		Number of Shares pledged or otherwise encumbered (XIII)		Number of equity shares held in dematerialized form (XIV)
								Class x	Class y	Total			No. (a)	As a % of total Shares held (b)	No. (a)	As a % of total Shares held (b)	
(d) Any Other		0	0	0	0	0	0.000	0	0	0.000	0	0.000	0	0.000	0	0.000	0
Bodies Corporate		3	939800	0	0	939800	18.793	939800	0	18.793	0	0.000	0	0.000	0	0.000	939800
G. G. RESOURCES PVT. LTD.	PROMOTER GROUP	0	10000	0	0	10000	0.200	10000	0	0.200	0	0.000	0	0.000	0	0.000	10000
OCTAL SECURITIES AND SERVICES PVT. LTD.	PROMOTER GROUP	0	105000	0	0	105000	2.100	105000	0	2.100	0	0.000	0	0.000	0	0.000	105000
PATNI RESOURCES PVT. LTD.	PROMOTER GROUP	0	824800	0	0	824800	16.493	824800	0	16.493	0	0.000	0	0.000	0	0.000	824800
Trusts		0	0	0	0	0	0.000	0	0	0.000	0	0.000	0	0.000	0	0.000	0
Clearing Members		0	0	0	0	0	0.000	0	0	0.000	0	0.000	0	0.000	0	0.000	0
Sub-Total (A)[1]		16	1342100	0	0	1342100	26.837	1342100	0	26.837	0	0.000	0	0.000	0	0.000	1342100
(2) Foreign Individuals (Non-Resident Individuals/Foreign Individuals)		0	0	0	0	0	0.000	0	0	0.000	0	0.000	0	0.000	0	0.000	0
(a) Government		0	0	0	0	0	0.000	0	0	0.000	0	0.000	0	0.000	0	0.000	0
(b) Institutions		0	0	0	0	0	0.000	0	0	0.000	0	0.000	0	0.000	0	0.000	0
(c) Foreign Portfolio Investor		0	0	0	0	0	0.000	0	0	0.000	0	0.000	0	0.000	0	0.000	0
(d) Any Other		0	0	0	0	0	0.000	0	0	0.000	0	0.000	0	0.000	0	0.000	0
(e) OCBs		0	0	0	0	0	0.000	0	0	0.000	0	0.000	0	0.000	0	0.000	0
QFI - Individual		0	0	0	0	0	0.000	0	0	0.000	0	0.000	0	0.000	0	0.000	0
QFI - Corporate		0	0	0	0	0	0.000	0	0	0.000	0	0.000	0	0.000	0	0.000	0
Sub-Total (A)[2]		0	0	0	0	0	0.000	0	0	0.000	0	0.000	0	0.000	0	0.000	0
<b>Total Shareholding of Promoter and Promoter Group (A)=[A][1]+[A][2]</b>		<b>16</b>	<b>1342100</b>	<b>0</b>	<b>0</b>	<b>1342100</b>	<b>26.837</b>	<b>1342100</b>	<b>0</b>	<b>26.837</b>	<b>0</b>	<b>0.000</b>	<b>0</b>	<b>0.000</b>	<b>0</b>	<b>0.000</b>	<b>1342100</b>



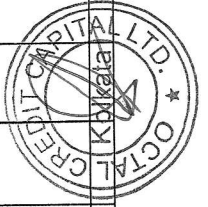
**Table III - Statement showing shareholding pattern of the Public shareholder**

Category & Name of shareholders (i)	PAN (ii)	Nos. of shareholders (iii)	No. of fully paid up equity shares held (iv)	No. of partly paid-up equity shares held (v)	Nos. of shares underlying Depository Receipt (vi)	Total nos. shares held (vii) = (iv)+(v)+(vi)	Shareholding g % as per SCRR, 1957 (A+B+C2) (viii)	Number of Voting Rights held in each class of securities (ix)			No. of Shares Underlying Outstanding convertible securities (including Warrants) (x)	Shareholding as a % assuming full conversion of convertible securities (as a percentage of diluted share capital) (vii)+(x) as a % of (A+B+C)	Number of Locked in shares (xii)		Number of Shares pledged or otherwise encumbered		Number of equity shares held in dematerialized form (xiv)	Sub-categorization of shares (xv)		
								No. of Voting Rights		Total % of Total Voting rights			No. (a)	As a % of total Shares held (b)	No. (a)	As a % of total Shares held (b)		Sub-category (i)	Sub-category (ii)	Sub-category (iii)
								Class x	Class y											
(1) Institutions (Domestic)		0	0	0	0	0	0.000	0	0	0	0.000	0	0	0	0	0				
(a) Mutual Funds		0	0	0	0	0	0.000	0	0	0	0.000	0	0	0	0	0				
(b) Venture Capital Funds		0	0	0	0	0	0.000	0	0	0	0.000	0	0	0	0	0				
(c) Alternate Investment Funds		0	0	0	0	0	0.000	0	0	0	0.000	0	0	0	0	0				
(d) Financial Institutions/Banks		0	0	0	0	0	0.000	0	0	0	0.000	0	0	0	0	0				
Financial Institutions		0	0	0	0	0	0.000	0	0	0	0.000	0	0	0	0	0				
Banks		0	0	0	0	0	0.000	0	0	0	0.000	0	0	0	0	0				
(e) Insurance Companies		0	0	0	0	0	0.000	0	0	0	0.000	0	0	0	0	0				
Provident Funds/Pension Funds		0	0	0	0	0	0.000	0	0	0	0.000	0	0	0	0	0				
(f) Asset Reconstruction Companies		0	0	0	0	0	0.000	0	0	0	0.000	0	0	0	0	0				
(g) Sovereign Wealth Funds		0	0	0	0	0	0.000	0	0	0	0.000	0	0	0	0	0				
(h) NBFCs registered with RBI		0	0	0	0	0	0.000	0	0	0	0.000	0	0	0	0	0				
(i) Other Financial Institutions		0	0	0	0	0	0.000	0	0	0	0.000	0	0	0	0	0				
(j) Any Other		0	0	0	0	0	0.000	0	0	0	0.000	0	0	0	0	0				
(k) Sub-Total (B)(1)		0	0	0	0	0	0.000	0	0	0	0.000	0	0	0	0	0				
(2) Institutions (Foreign)		0	0	0	0	0	0.000	0	0	0	0.000	0	0	0	0	0				
(a) Foreign Direct Investment		0	0	0	0	0	0.000	0	0	0	0.000	0	0	0	0	0				
(b) Foreign Venture Capital Investors		0	0	0	0	0	0.000	0	0	0	0.000	0	0	0	0	0				
(c) Sovereign Wealth Funds		0	0	0	0	0	0.000	0	0	0	0.000	0	0	0	0	0				
(d) Foreign Portfolio Investors		0	0	0	0	0	0.000	0	0	0	0.000	0	0	0	0	0				
Category I		0	0	0	0	0	0.000	0	0	0	0.000	0	0	0	0	0				
Category II		0	0	0	0	0	0.000	0	0	0	0.000	0	0	0	0	0				
Overseas Depositors (holding DRs)(balancing figure)		0	0	0	0	0	0.000	0	0	0	0.000	0	0	0	0	0				
(e) Any Other		0	0	0	0	0	0.000	0	0	0	0.000	0	0	0	0	0				
(f) QF Corporate		0	0	0	0	0	0.000	0	0	0	0.000	0	0	0	0	0				
FPI - CORPORATE - CAT-III		0	0	0	0	0	0.000	0	0	0	0.000	0	0	0	0	0				



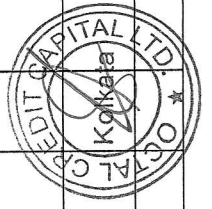
**Table III - Statement showing shareholding pattern of the Public shareholder**

Category & Name of shareholders (i)	PAN (ii)	Nos. of shareholders (iii)	No. of fully paid up equity shares held (iv)	No. of partly paid-up equity shares held (v)	Nos. of shares underlying Depository Receipt (vi)	Total nos. shares held (VII) = (IV)+(V)+(VI)	Shareholding g % as per SCRR, 1957 (A+B+C2) (VIII)	Number of Voting Rights held in each class of securities (IX)				No. of Shares Underlying Outstanding convertible securities (including Warrants) (X)	Shareholding as a % assuming full conversion of convertible securities (as a percentage of diluted share capital) (VII)+(X) as a % of (A+B+C)	Number of Locked in shares (XII)		Number of Shares pledged or otherwise encumbered		Number of equity shares held in dematerialized form (XIV)	Sub-categorization of shares (XV)		
								No. of Voting Rights		Total as a % of Total Voting rights	No. (a)			As a % of total Shares held (b)	No. (a)	As a % of total Shares held (b)	Sub-category (i)		Sub-category (ii)	Sub-category (iii)	
								Class x	Class y												Class z
Sub-Total (B)(2)		0	0	0	0	0	0.000	0	0	0	0.000	0	0.000	0	0.000	0	0				
Central Government/State Government(s)		0	0	0	0	0	0.000	0	0	0	0.000	0	0.000	0	0.000	0	0				
(a) Central Government/President of India		0	0	0	0	0	0.000	0	0	0	0.000	0	0.000	0	0.000	0	0				
(b) State Government/Governor or		0	0	0	0	0	0.000	0	0	0	0.000	0	0.000	0	0.000	0	0				
Shareholding by Companies or Bodies Corporate where Central/State Government is a Promoter		0	0	0	0	0	0.000	0	0	0	0.000	0	0.000	0	0.000	0	0				
Sub-Total (B)(3)		0	0	0	0	0	0.000	0	0	0	0.000	0	0.000	0	0.000	0	0				
(4) Non-Institutions Associate Companies/Subsidiaries		1	229350	0	0	229350	4.586	229350	0	229350	4.586	0	4.586	0	0.000	0	229350				
(a) NEWVIEW CONSULTANTS PRIVATE LIMITED	AAACN8733G	0	229350	0	0	229350	4.586	229350	0	229350	4.586	0	4.586	0	0.000	0	229350				
(b) Directors and their relatives		0	0	0	0	0	0.000	0	0	0	0.000	0	0.000	0	0.000	0	0				
(c) Key Managerial Personnel		0	0	0	0	0	0.000	0	0	0	0.000	0	0.000	0	0.000	0	0				
Relatives of Promoters (other than Immediate Relatives of Promoters disclosed under Promoter & Promoter Group)		0	0	0	0	0	0.000	0	0	0	0.000	0	0.000	0	0.000	0	0				
Trusts where any person belonging to Promoter & Promoter Group Category is Trustee, beneficiary or author of the trust		0	0	0	0	0	0.000	0	0	0	0.000	0	0.000	0	0.000	0	0				
(e) IEPF Authority		0	0	0	0	0	0.000	0	0	0	0.000	0	0.000	0	0.000	0	0				
(f)		0	0	0	0	0	0.000	0	0	0	0.000	0	0.000	0	0.000	0	0				




**Table III - Statement showing shareholding pattern of the Public shareholder**

Category & Name of shareholders (i)	PAN (ii)	Nos. of shareholders (iii)	No. of fully paid up equity shares held (iv)	No. of partly paid-up equity shares held (v)	Nos. of shares underlying Depository Receipt (vi)	Total nos. shares held (VII) = (IV)+(V)+(vi)	Shareholding g % calculated as per SCRR, 1957 As a % of (A+B+C2) (VIII)	Number of Voting Rights held in each class of securities (IX)			No. of Outstanding convertible securities (Including Warrants) (X)	Shareholding as a % assuming full conversion of convertible securities (as a percentage of diluted share capital) (VII)+(X) as a % of (A+B+C)	Number of Locked in shares (XII)		Number of Shares pledged or otherwise encumbered		Number of equity shares held in dematerialized form (XIV)	Sub-categorization of shares (XV)		
								No. of Voting Rights		Total as a % of Total Voting rights			No. (a)	As a % of total Shares held (b)	No. (a)	As a % of total Shares held (b)		Sub-category (i)	Sub-category (ii)	Sub-category (iii)
								Class x	Class y											
(g) Resident Individual shareholders holding nominal share capital up to Rs.2 Lakhs.		1486	675772	0	0	675772	13.513	675772	0	1450600	29.007	13.513	0	0.000	0	0.000	584747			
(h) Resident Individual shareholders holding nominal share capital in excess of Rs.2 Lakhs.		16	1450600	0	0	1450600	29.007	1450600	0	1450600	29.007	29.007	0	0.000	0	0.000	1401000			
KHINWRAJ MANGILAL PANDYA HUF	AAPFK7843E	0	153300	0	0	153300	3.065	153300	0	153300	3.065	3.065	0	0.000	0	0.000	153300			
PAVEL PANDYA & SONS HUF	AANHP0432N	0	137700	0	0	137700	2.754	137700	0	137700	2.754	2.754	0	0.000	0	0.000	137700			
ASHOK JAIN	ACFPJ8518D	0	80000	0	0	80000	1.600	80000	0	80000	1.600	1.600	0	0.000	0	0.000	80000			
KARISHMA RAIGARIA	DCCPR3689K	0	150000	0	0	150000	2.999	150000	0	150000	2.999	2.999	0	0.000	0	0.000	150000			
MANJU PANDYA	AUSPP5218R	0	142400	0	0	142400	2.847	142400	0	142400	2.847	2.847	0	0.000	0	0.000	142400			
PRIVANKA PANDYA	BWAPP4734N	0	114100	0	0	114100	2.282	114100	0	114100	2.282	2.282	0	0.000	0	0.000	114100			
RINKY RAIGARIA	BBPT3493H	0	150000	0	0	150000	2.999	150000	0	150000	2.999	2.999	0	0.000	0	0.000	150000			
UTKARSH SUREKA	LLGP56846E	0	135700	0	0	135700	2.714	135700	0	135700	2.714	2.714	0	0.000	0	0.000	135700			
VIRENDRA KUMAR PANDYA	AATPP5269P	0	155700	0	0	155700	3.113	155700	0	155700	3.113	3.113	0	0.000	0	0.000	155700			
NRI		0	0	0	0	0	0.000	0	0	0	0.000	0.000	0	0.000	0	0.000	0			
Repatrliable		2	501	0	0	501	0.010	501	0	501	0.010	0.010	0	0.000	0	0.000	501			
Non-Repatriable		0	0	0	0	0	0.000	0	0	0	0.000	0.000	0	0.000	0	0.000	0			
Foreign Nationals		0	0	0	0	0	0.000	0	0	0	0.000	0.000	0	0.000	0	0.000	0			
Foreign Companies		0	0	0	0	0	0.000	0	0	0	0.000	0.000	0	0.000	0	0.000	0			
Bodies Corporate		20	1302575	0	0	1302575	26.047	1302575	0	1302575	26.047	26.047	0	0.000	0	0.000	1302575			
DARKIN VINCOM PRIVATE LIMITED	AAACD8717G	0	203850	0	0	203850	4.076	203850	0	203850	4.076	4.076	0	0.000	0	0.000	203850			
GEMUS AGENTS PRIVATE LIMITED	AABCG0195L	0	134350	0	0	134350	2.687	134350	0	134350	2.687	2.687	0	0.000	0	0.000	134350			
HI - PRINT ELECTROMACK PRIVATE LIMITED	AABCH3417Q	0	162330	0	0	162330	3.246	162330	0	162330	3.246	3.246	0	0.000	0	0.000	162330			
KUSUM INDUSTRIAL GASES LTD	AABCK4407B	0	100000	0	0	100000	2.000	100000	0	100000	2.000	2.000	0	0.000	0	0.000	100000			
R.R.SYNTHETICS AND FINVEST PRIVATE LIMIT	AABCR3722Q	0	245000	0	0	245000	4.899	245000	0	245000	4.899	4.899	0	0.000	0	0.000	245000			
RADICO KHAITAN FINANCE LIMITED	AABCR3652D	0	174300	0	0	174300	3.485	174300	0	174300	3.485	3.485	0	0.000	0	0.000	174300			



**Table III - Statement showing shareholding pattern of the Public shareholder**

Category & Name of shareholders (i)	PAN (ii)	Nos. of shareholders (iii)	No. of fully paid-up equity shares held (iv)	No. of partly paid-up equity shares held (v)	Nos. of shares underlying Depository Receipt (vi)	Total nos. shares held (vii) = (iv)+(v)+(vi)	Shareholding g % as per SCRR, 1957 As a % of (A+B+C2) (viii)	Number of Voting Rights held in each class of securities (ix)			No. of Outstanding convertible securities (including Warrants) (x)	Shareholding as a % assuming full conversion of convertible securities (as a percentage of diluted share capital) (xi) = (vii)+(x) as a % of (A+B+C)	Number of Locked in shares (xii)		Number of Shares pledged or otherwise encumbered		Number of equity shares held in dematerialized form (xiv)	Sub-categorization of shares (xv)		
								Class x	Class y	Total			Total as a % of Total Voting rights	No. (a)	As a % of total Shares held (b)	No. (a)		As a % of total Shares held (b)	Sub-category (i)	Sub-category (ii)
VARDHAMAN TEXTILE CO. PVT. LTD.	AAACV9627M	0	159900	0	0	159900	3.197	159900	0	159900	3.197	0	0.000	0	0.000	159900				
(m) Any Other		0	0	0	0	0	0.000	0	0	0	0.000	0	0.000	0	0.000	0				
QFI- Individual		0	0	0	0	0	0.000	0	0	0	0.000	0	0.000	0	0.000	0				
OCBs		0	0	0	0	0	0.000	0	0	0	0.000	0	0.000	0	0.000	0				
Clearing Memembers		1	2	0	0	2	0.000	2	0	2	0.000	0	0.000	0	0.000	2				
Trusts		0	0	0	0	0	0.000	0	0	0	0.000	0	0.000	0	0.000	0				
FPI - INDIVIDUAL - CAT-III		0	0	0	0	0	0.000	0	0	0	0.000	0	0.000	0	0.000	0				
Unclaimed Shares A/c		0	0	0	0	0	0.000	0	0	0	0.000	0	0.000	0	0.000	0				
Unclaimed Demat Escrow A/c		0	0	0	0	0	0.000	0	0	0	0.000	0	0.000	0	0.000	0				
Sub-Total (B)(4)		1526	3658800	0	0	3658800	73.163	3658800	0	3658800	73.163	0	0.000	0	0.000	3518175				
<b>Total Public Shareholding (B)=(1)+(2)+(3)+(4)</b>		<b>1526</b>	<b>3658800</b>	<b>0</b>	<b>0</b>	<b>3658800</b>	<b>73.163</b>	<b>3658800</b>	<b>0</b>	<b>3658800</b>	<b>73.163</b>	<b>0</b>	<b>0.000</b>	<b>0</b>	<b>0.000</b>	<b>3518175</b>				





**Table IV - Statement showing shareholding pattern of the Non Promoter - Non Public shareholder**

Category & Name of shareholders (I)	PAN (II)	Nos. of shareholders (III)	No. of fully paid-up equity shares held (IV)	No. of partly paid-up equity shares held (V)	Nos. of shares underlying Depository Receipt (VI)	Total nos. shares held (VII) = (IV)+(V)+(VI)	Shareholding % calculated as per SCRR, 1957 As a % of (A+B+C2) (VIII)	Number of Voting Rights held in each class of securities (IX)			No. of Shares Underlying Outstanding convertible securities (including Warrants) (X)	Shareholding as a % assuming full conversion of convertible securities (as a percentage of diluted share capital) (XI) = (VII)+(X) as a % of (A+B+C)	Number of Locked in shares (XII)		Number of Shares pledged or otherwise encumbered (XIII)	Number of equity shares held in dematerialized form (XIV)
								No. of Voting Rights		As a % of total Shares held (b)			No. (a)	As a % of total Shares held (b)		
								Class x	Class y						Total	Total as a % of Total Voting rights
(1) Custodian DR Holder																
(2) Employee Benefit Trust (under SEBI (share based Employee Benefit) Regulations, 2014																
<b>Total Non-Promoter - Non-Public Shareholding (C)=(C1)+(C2)</b>																



**Table V - Statement showing shareholding details of significant beneficial owner**

Sr No.	Details of the significant beneficial owner (I)		Details of the registered owner (II)		Details of holding/ exercise of right of the SBO in the reporting company, whether direct or indirect :(III) Whether by virtue of:					Date of creation / acquisition of significant beneficial interest (IV)		
	Name	PAN/Passport No. in case of a foreign national	Nationality	Name	PAN/Passport No. in case of a foreign national	Nationality	Shares %	Voting rights %	Rights on distributable dividend or any other distribution %		Exercise of control	Exercise of significant influence

